

DATE: \_\_\_\_\_ TIME SEEN: \_\_\_\_\_ on arrival RM: \_\_\_\_\_ EMS Arrival  
 HISTORIAN: patient spouse paramedics \_\_\_\_\_  
 \_\_\_ HX / \_\_\_ EXAM LIMITED BY: \_\_\_\_\_  
 unable to obtain

**HPI**

**chief complaint:** pain swelling altered sensation  
 R / L : hip thigh knee leg ankle foot back

**onset / duration:** \_\_\_\_\_ min / hrs / days ago \_\_\_\_\_

**timing:** constant sudden-onset  
 still present intermittent episodes lasting  
 better worse / persistent since  
 gone now

**recent injury?** no yes possibly

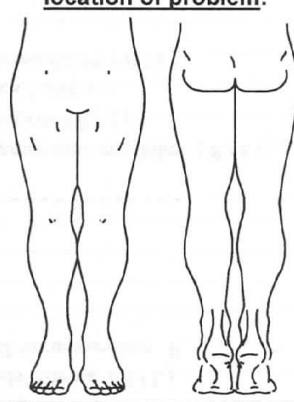
**context:** prolonged pressure on extremity R / L

When? as above \_\_\_\_\_  
 Where? home work \_\_\_\_\_

**severity:** mild moderate severe (1/10)

**quality:** pain swelling tenderness erythema numbness tingling

**location of problem:**



**associated symptoms:** chest pain shortness of breath rapid heart rate fainting  
 fever chills \_\_\_\_\_

**exacerbated by:** nothing **relieved by:** nothing  
 sitting walking \_\_\_\_\_ rest ice \_\_\_\_\_

Similar symptoms previously \_\_\_\_\_  
 Recently seen / treated by doctor / hospitalized \_\_\_\_\_

**ROS**

**CONST**  
 recent illness \_\_\_\_\_  
 sweating \_\_\_\_\_

**MS**  
 neck / back pain \_\_\_\_\_  
 joint pain \_\_\_\_\_

**SKIN**  
 rash \_\_\_\_\_

**LYMPH**  
 swollen glands \_\_\_\_\_

**CVS**  
 chest pain \_\_\_\_\_

**RESP**  
 shortness of breath \_\_\_\_\_  
 cough \_\_\_\_\_

**GU**  
 problems urinating \_\_\_\_\_  
 LNMP \_\_\_\_\_ preg post-menop \_\_\_\_\_

except as marked positive, all systems above reviewed and found negative

**GI**  
 abdominal pain \_\_\_\_\_  
 nausea / vomiting \_\_\_\_\_  
 diarrhea \_\_\_\_\_

**EYES**  
 problems with vision \_\_\_\_\_

**ENT**  
 sore throat \_\_\_\_\_  
 nasal drainage \_\_\_\_\_

**NEURO**  
 headache \_\_\_\_\_  
 dizziness \_\_\_\_\_  
 difficulty walking \_\_\_\_\_  
 weakness \_\_\_\_\_

**PSYCH**  
 anxiety / depression \_\_\_\_\_

• CVS / RESP / NEURO / CONST components also addressed in HPI

**PAST HX** \_\_\_\_\_ no chronic diseases

cardiac disease Afib CAD CHF MI aortic aneurysm \_\_\_\_\_  
 diabetes Type 1 Type 2 chronic back pain \_\_\_\_\_  
 diet / oral / insulin gout \_\_\_\_\_  
 hypertension hyperlipidemia \_\_\_\_\_  
 intervertebral disc disease peptic ulcer disease \_\_\_\_\_  
 lumbar thoracic cervical peripheral vascular disease \_\_\_\_\_  
 back injury \_\_\_\_\_  
 DVT / PE risk factors: cast cancer \_\_\_\_\_  
 recent surgery leg swelling bedridden \_\_\_\_\_  
 paralysis prior DVT/PE \_\_\_\_\_  
 \_\_\_\_\_ old records reviewed / summary: \_\_\_\_\_

**Surgeries / Procedures** \_\_\_\_\_ none appendectomy \_\_\_\_\_  
 back surgery c-section / hysterectomy \_\_\_\_\_  
 hip surgery cardiac bypass / stent \_\_\_\_\_  
 knee surgery TURP \_\_\_\_\_

**Immunizations:** UTD / referred to PCP \_\_\_\_\_

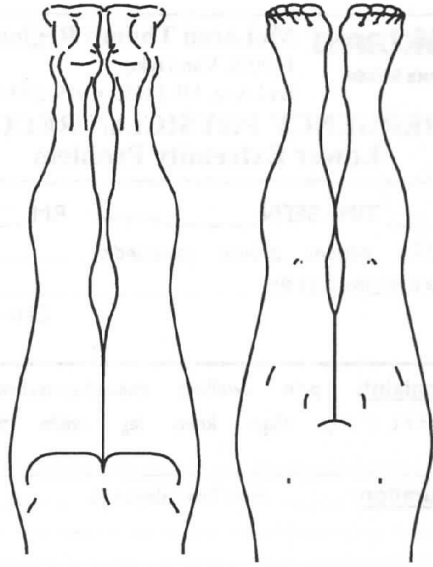
**Medications** \_\_\_\_\_ none see nurses note  
 aspirin coumadin clopidogrel BCP's

**Allergies** \_\_\_\_\_ NKDA  
 see nurses note

**SOCIAL HX** smoker \_\_\_\_\_ ppd / never / past / quit: \_\_\_\_\_ ago  
 tobacco: use / dependence \_\_\_\_\_ nicotine: use / dependence \_\_\_\_\_  
 drugs \_\_\_\_\_ alcohol (recent / heavy / occasional) screening \_\_\_\_\_

**FAMILY HX** DVT/PE \_\_\_\_\_

Circle positives, backslash negatives, check V normals



**Joint Exam of**

— joints nml

— nml ROM

— nml gait / weight bearing

**VASCULAR**

— no vascular compromise

— pulses full / equal

— pale / cool extremity (R/L)

— poor cap refill

— Homan's sign / venous cord (R/L)

— decreased / absent pulse

— R/L fem popl dors-pedis post-tib

**PHYSICAL EXAM**

□ Nursing Assessment Reviewed

□ Vitals Reviewed

— V/S BP

— HR

— RR

— Temp

**General Appearance**

— alert

— no acute distress

— mild / moderate / severe distress

— anxious / lethargic

**LOWER EXTREM.**

— nml inspection

— non-tender

— no pedal edema

— pedal edema (R/L)

— calf circumference R \_\_\_\_\_ cm L \_\_\_\_\_ cm

— tenderness / swelling (R/L): \_\_\_\_\_

— thigh / calf / Achilles tendon / ankle / foot

— non-tender

— no pedal edema

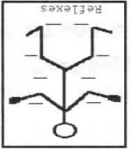
**NEURO / PSYCH**

— sensation nml

— motor nml

— peripheral exam

— sensory / motor deficit



— oriented x4

— CN's nml (2-12)

— mood / affect nml

— disoriented to: \_\_\_\_\_

— person place time situation

— facial droop (R/L)

— depressed mood / affect

— asymmetric reflexes

**SKIN**

— color nml

— warm, dry

— no rash

— intact

— cyanosis / diaphoresis / pallor

— warmth / erythema

— rash / embolic lesion

— lymphangitis

— pressure ulcer: location \_\_\_\_\_

— depth / stage: 1 2 3 4

**BACK / NECK**

— nml inspection

— vertebral point-tenderness

— pos straight-leg raise test on R / L at \_\_\_\_\_ deg

**EENT**

— eyes inspctn nml

— ENT inspctn nml

— pharynx nml

— scleral icterus / pale conjunctivae

— EOM palsy (R/L) / anisocoria

— pharyngeal erythema

**RESPIRATORY**

— no resp. distress

— breath sounds nml

— respiratory distress

— wheezes / rales / rhonchi (R/L)

**CVS**

— reg. rate & rhythm

— heart sounds nml

— tachycardia / bradycardia

— JVD

— murmur / gallop

**ABDOMEN / GU**

— non-tender

— no organomegaly

— no bruit / mass

— tenderness / guarding / rebound :

— generalized RUQ LUQ RLQ LLQ

— hepatomegaly / splenomegaly / mass

— catheter present



